



SPIN

Cutting edge design and Powerful performance, World-Class technology for a perfect slush.



WHY SPIN?

Spin represent a new generation of machines ready to prepare and serve the best Slush and frozen cocktails.

The perfect transparent and asymmetric bowl with two different areas not only ensures a better product mixing but also expose the product in movement drawing clients attention to enhance impulse buying, the exclusive mix system also avoids the formation of ice crystal generating a incomparable product consistency.

Spin is equipped with the ergonomic Push&Pull tap providing easy product dispensing in two different ways. Thanks to its locking system can be removed with just one hand and it is not necessary to disassemble all components for cleaning.

Manufactured with robust stainless steel panels and stylshed plastic parts Spin features a cutting and corrosion resistance to ensure many years of service.

Can also be placed in maintenance mode during off hours to save a considerable quantity of electricity and keeping the product cold and refrigerated.



WHAT CAN
IT MAKE?

SLUSH
COLD
DRINKS

FEATURES



Fast Freeze Technology



Quality mixing



Higly Customizable



Push&Pull tap



Great potential for
impulse buying



Modern design

TECHNICAL INFORMATION

SPIN - 1

SPIN - 2

SPIN - 3

PRODUCTION	Slush and Cold drinks		
SPEED (FF Version)	Slush ready in 90 minutes (product at 77°F)		
N° OF BOWLS	1	2	3
CAPACITY	1 x 3.17 gal	2 x 3.17 gal	3 x 3.17 gal
VOLTAGE	115 V / 60 Hz		
POWER	315 W	684 W	947 W
POWER (FF Version)	473 W	842 W	1200 W
AMP	4.5 A	9.6 A	14 A
AMP (FF Version)	6.6 A	12 A	18 A
NET WEIGHT	64 lb	123.5 lb	154.3 lb
COOLING	Air cooled condenser	Air cooled cond. (Water cooled cond. under request)	
CONTROL	Mechanical	Mechanical (Timer under request)	
STANDARD COLOURS	Black		
CUSTOMIZATION	All panels and cover can be customized with stickers		
OPERATING TEMP.	Min 68°F - Max 89.5°F		

CARPIGIANI

Our representatives are available to advise you on the best slush machines to suit your company's needs. For additional information, please contact us:

USA 3760 Industrial Drive
Winston-Salem, NC 27105

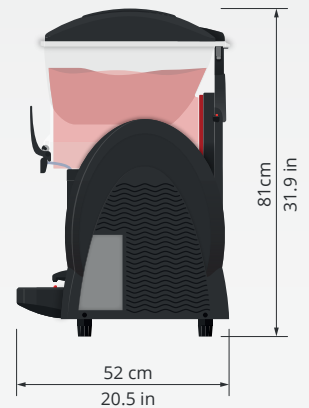
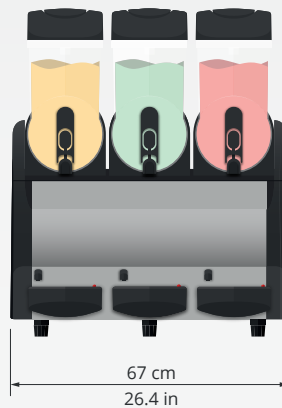
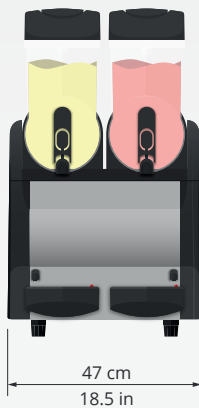
Tel: 800 / 648-4389

Fax: 336 / 661-9895

e-mail: info@carpigiani-usa.com

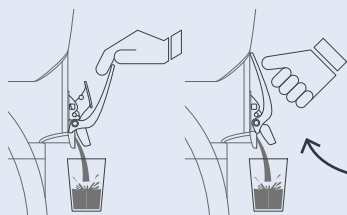
Web: www.Carpigiani-USA.com

DIMENSIONS



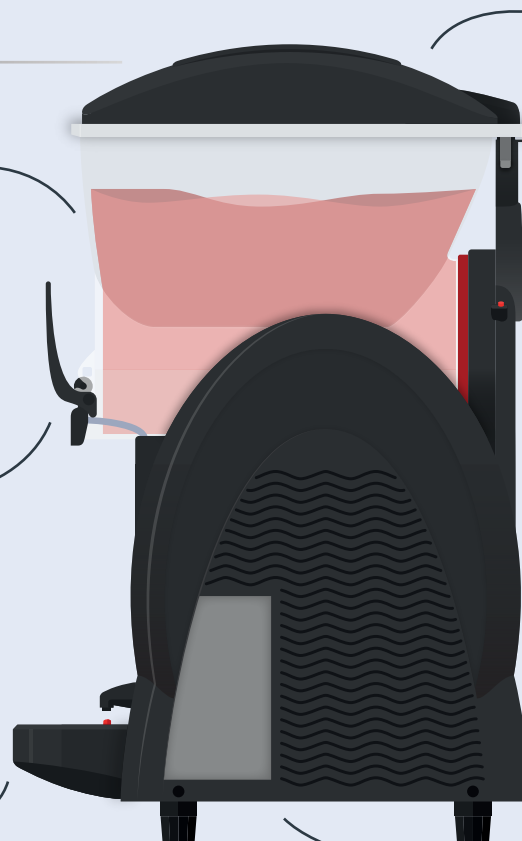
MACHINE PARTS

High capacity bowls, 3.17 gal each, to satisfy high slush demand.



Push&Pull tap that can dispense product in two different ways and can be removed with just one hand.

Drip tray with indicator that alerts when the drip tray need emptied.



LED lighted Cover to emphasize the product inside the bowl catching impulse buys. With safety lock system that not allow to open the cover.

Stainless steel and plastic panels to offer a cutting edge look and corrosion resistant machine ensuring many years of service.

Mechanical control with temperature display and Maintenance mode for save electricity and keep the product cold during off hours.